

Item description

According to EN 61984, pluggable connectors without current interrupting capacity shall not be mated and unmated when live or under load.

Data

Electrical data

Ratings per IEC/EN 60664-1

Rated voltage (III / 3)	500 V
Rated impulse voltage (III / 3)	6 kV
Rated current	13.5 A

Approvals per UL 1059

Rated voltage UL (Use Group B)	300 V
Rated current UL (Use Group B)	15 A
Rated voltage UL (Use Group C)	300 V
Rated current UL (Use Group C)	15 A
Rated voltage UL (Use Group D)	300 V
Rated current UL (Use Group D)	15 A

Connection data

Connection technology	Push-in CAGE CLAMP®
Actuation type	Open Tool Slot Push-in



Connectable conductor materials	Copper
Nominal cross section	1 mm ²
Solid conductor	0.14 ... 1.5 mm ² / 24 ... 16 AWG
Solid conductor, push-in termination	0.5 ... 1.5 mm ² / 20 ... 16 AWG
Fine-stranded conductor	0.14 ... 1.5 mm ² / 24 ... 16 AWG
Strip length	9 ... 11 mm / 0.35 ... 0.43 inch
Note (conductor cross-section)	Depending on the conductor characteristic, a conductor with a smaller cross section can also be inserted via push-in termination.
No. of poles	13
Total number of connection points	26
Total number of potentials	13
Type of wiring	Front-entry wiring

Geometrical Data

Width	46.2 mm / 1.819 inch
Height	40.5 mm / 1.594 inch
Depth	25 mm / 0.984 inch
Module width	3.5 mm / 0.138 inch

Mechanical data

Marking level	Side marking
---------------	--------------

Plug connection

Contact type (pluggable connector)	Female connector/socket
Connector connection type	for conductors

Material Data




Color	green-yellow, gray
Insulating material	Polyamide 66 (PA 66)
Fire load	0.587 MJ
Weight	35.4 g

Commercial data



Product Group	18 (X-COM-System)
Country of origin	DE
GTIN	4050821221951
Customs Tariff No.	85366990990

Approvals / Certificates

Country specific Approvals



Logo	Approval	Additional Approval Text	Certificate name
	CCA DEKRA Certification B.V.	EN 60947	NTR NL 7617
	CSA DEKRA Certification B.V.	C22.2 No. 158	2516073
	CSA DEKRA Certification B.V.	C22.2 No. 158	2516073

UL-Approvals



Logo	Approval	Additional Approval Text	Certificate name
	UL UL International Germany GmbH	UL 1059	E45172
	UL Underwriters Laboratories Inc.	UL 1059	E45172

Compatible products

Locking lever

	Item no.: 2022-151 Locking lever; can be snapped on 1-conductor female plugs; 2 poles and more	2022-151
	Item no.: 2022-152 Locking lever; can be snapped on 1-conductor female plugs; 2 poles and more	2022-152

tools

	Item no.: 210-647 Operating tool with partially insulated shaft; Blade (2.5 x 0.4) mm; short	210-647
	Item no.: 210-648 Operating tool with partially insulated shaft; Blade (2.5 x 0.4) mm; short; angled	210-648



Item no.: 210-719
Operating tool with partially insulated shaft; Type 1, blade (2.5 x 0.4) mm

210-719

ferrule



Item no.: 216-241
Ferrule; Sleeve for 0.5 mm² / 20 AWG; insulated; electro-tin plated; electrolytic copper; gastight crimped; acc. to DIN 46228, Part 4/09.90

216-241



Item no.: 216-242
Ferrule; Sleeve for 0.75 mm² / 18 AWG; insulated; electro-tin plated; electrolytic copper; gastight crimped; acc. to DIN 46228, Part 4/09.90

216-242



Item no.: 216-243
Ferrule; Sleeve for 1 mm² / AWG 18; insulated; electro-tin plated; electrolytic copper; gastight crimped; acc. to DIN 46228, Part 4/09.90

216-243

Marking accessories



Item no.: 2009-113
WMB-Inline; for Smart Printer; on reel; plain; snap-on type

2009-113



Item no.: 2009-113/000-002
WMB-Inline; for Smart Printer; on reel; plain; snap-on type

2009-113

/000-002



Item no.: 2009-113/000-005
WMB-Inline; for Smart Printer; on reel; plain; snap-on type

2009-113

/000-005



Item no.: 2009-113/000-006
WMB-Inline; for Smart Printer; on reel; plain; snap-on type

2009-113

/000-006



Item no.: 2009-113/000-007
WMB-Inline; for Smart Printer; on reel; plain; snap-on type

2009-113

/000-007



Item no.: 2009-113/000-012
WMB-Inline; for Smart Printer; on reel; plain; snap-on type

2009-113

/000-012



Item no.: 2009-113/000-017
WMB-Inline; for Smart Printer; on reel; plain; snap-on type

2009-113

/000-017



Item no.: 2009-113/000-023
WMB-Inline; for Smart Printer; on reel; plain; snap-on type

2009-113

/000-023



Item no.: 2009-113/000-024
WMB-Inline; for Smart Printer; on reel; plain; snap-on type

2009-113

/000-024



Item no.: 793-3501
WMB marking card; as card; plain; snap-on type

793-3501

Strain relief plate



Item no.: 734-430
Strain relief plate

734-430

Protective Warning Marker



Item no.: 2000-115

Protective warning marker; with high-voltage symbol, black; for 5 terminal blocks

2000-115

Downloads

Documentation

Bid Text

2020-213/000-037	docx 15.6 kB	Download
------------------	-----------------	----------

Additional Information

pdf 2.1 MB	Download
---------------	----------

CAD/CAE - Smart Data

CAD data

3D Download 2020-213/000-037	URL	Download
------------------------------	-----	----------

Product family

X-COM S-Mini

[Show all products from the family](#)

Subject to changes.
